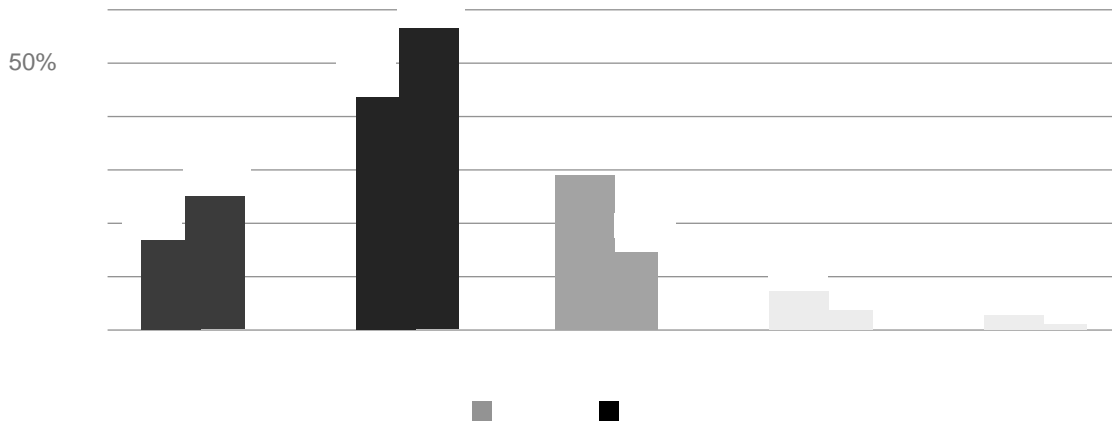


What Does A–F Accountability Mean for Districts?

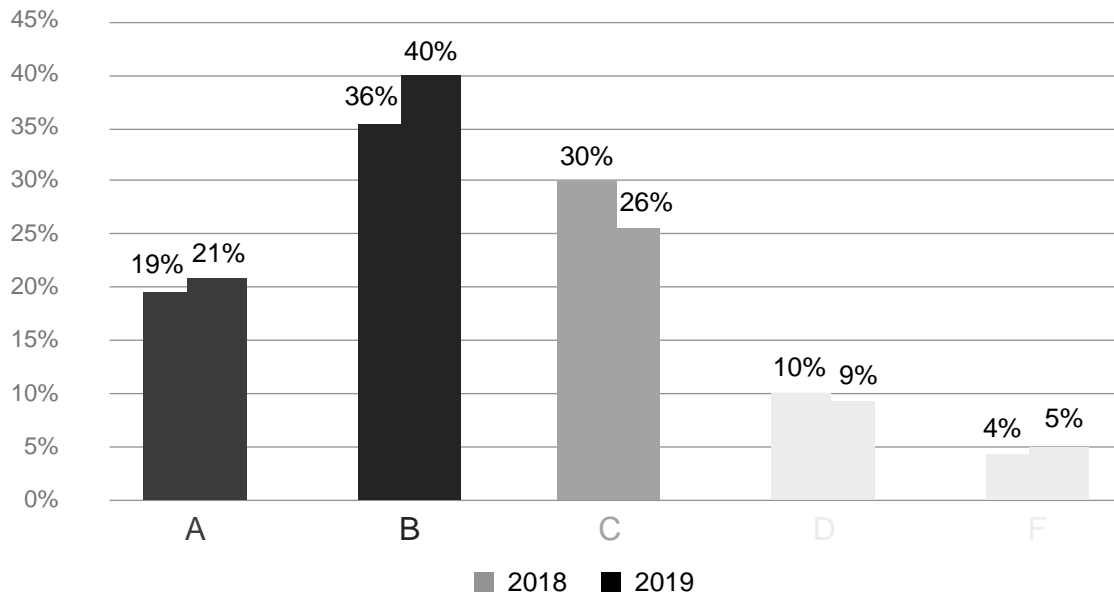
The 85th Texas Legislature passed House Bill 22 which established the accountability system to evaluate the academic performance of Texas public schools. The system allows the Texas Education Agency to calculate and assign accountability ratings based on three domains that measure the academic performance of districts.

	2019		2018	
A	301	25.3%	191	17.4%
B	677	56.9%	467	42.6%
C	154	13.0%	322	29.4%
D	43	3.6%	87	7.9%
F	14	1.2%	29	2.6%
Total	1,189		1,096	



Campuses

Rating	2019		2018	
A	1,750	21.1%	1,561	19.1%
B	3,276	39.5%	2,930	35.9%
C	2,171	26.1%	2,478	30. %
D	703	8.5%	846	10.4%
F	402	4.8%	348	4.3%
Total	8,302		8,163	



In 2019, 26% of campuses improved their letter grade from the prior year. 88 campuses went from a C, D, or F in 2018 to an A in 2019. 552 campuses went from a B, C, or D in 2018 to an A in 2019.


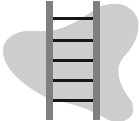
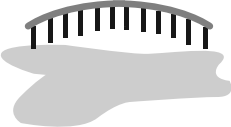
	Rating	2019					
		A	B	C	D	F	
2018	A	1,152	370	17	1	2	■ Got better ■ Got worse
	B	464	1,847	479	59	34	
	C	68	817	1,170	296	89	
	D	19	128	337	203	136	
	F	1	39	91	105	99	
	1 R W 5 D W H G	46	75	77	39	42	

of High Poverty As: 296 in 2019 (10.5% of high poverty schools), 277 in 2018 (11.4% of high poverty schools) (high poverty is 80-100% F/R)

of Low Poverty Non-As: 126 in 2019 (19.9% of low poverty schools), 170 in 2018 (23.6% of low poverty schools) (low poverty is <20% F/R)

[Black Header]			
[Dark Gray Header]		[Light Gray Header]	
[Light Gray Header]	[Light Gray Header]	[Light Gray Header]	[Light Gray Header]

[Black Header]			
[Dark Gray Header]		[Light Gray Header]	
[Light Gray Header]	[Light Gray Header]	[Light Gray Header]	[Light Gray Header]

[Black Header]		
[Dark Gray Header]	[Dark Gray Header]	[Dark Gray Header]
		
[Dark Gray Header]	[Dark Gray Header]	[Dark Gray Header]

A–F ratings information for districts and campuses: <https://txschools.gov/>
STAAR resources for parents, administrators and the public: <https://www.texasassessment.com/>
Additional A–F resources: <https://tea.texas.gov/A-F/>
2019 Accountability Manual: <https://tea.texas.gov/2019accountabilitymanual.aspx>

Explore district and campus A–F ratings information on the expanded www.txschools.gov site. Beginning August 15, users can not only find easy-to-understand overviews of the accountability system, but they will also be able analyze the data, compare performance between two districts or campuses, view trend data, and correlate performance elements.

2019

ACCOUNTABILITY
RATINGS are in!

ON AUGUST 15